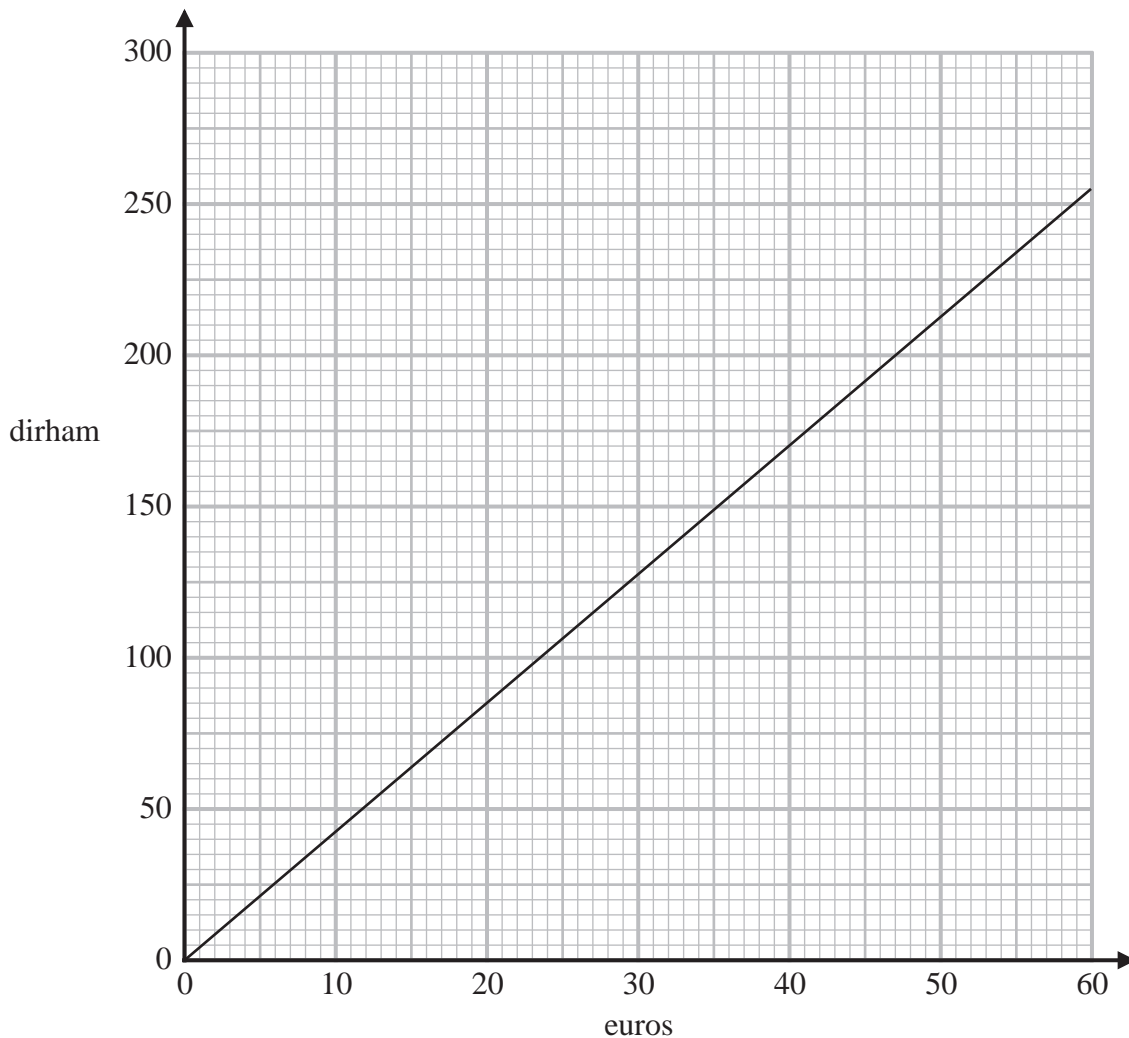


1 The graph below can be used to change between euros and dirham.



(a) Use the graph to change 200 dirham to euros.

..... euros  
(1)

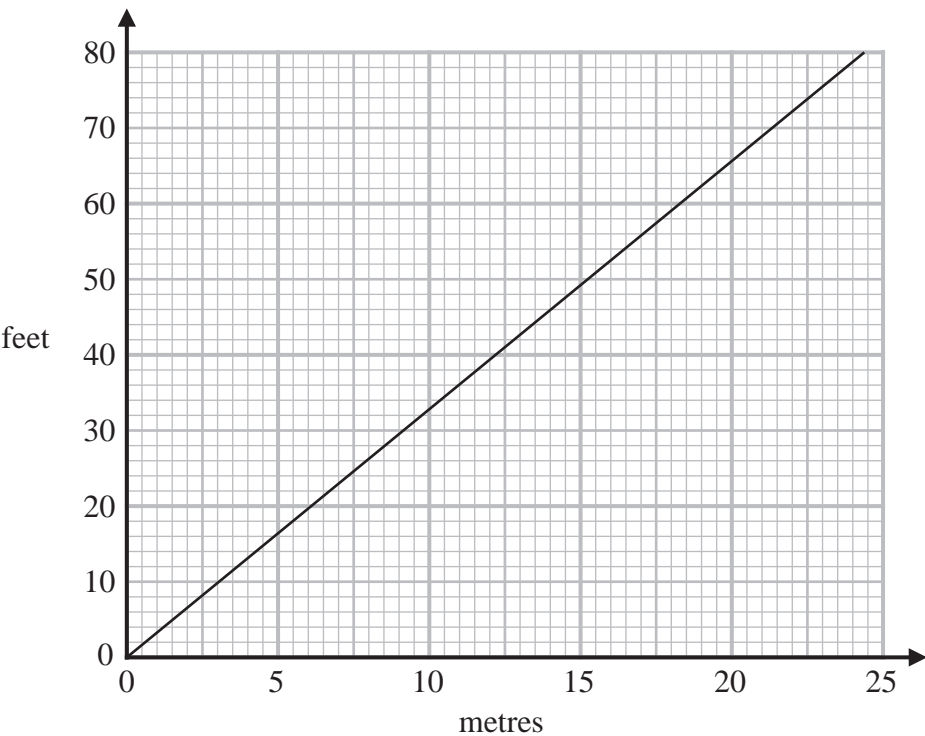
The price of a jacket is 90 euros in France and 400 dirham in the United Arab Emirates.

(b) In which of these countries is the jacket cheaper?  
You must show your working.

.....  
(2)

(Total for Question 1 is 3 marks)

2 Below is a conversion graph to change between metres and feet.



(a) Use the graph to change

(i) 10 metres to feet,

.....feet

(ii) 50 feet to metres.

.....metres

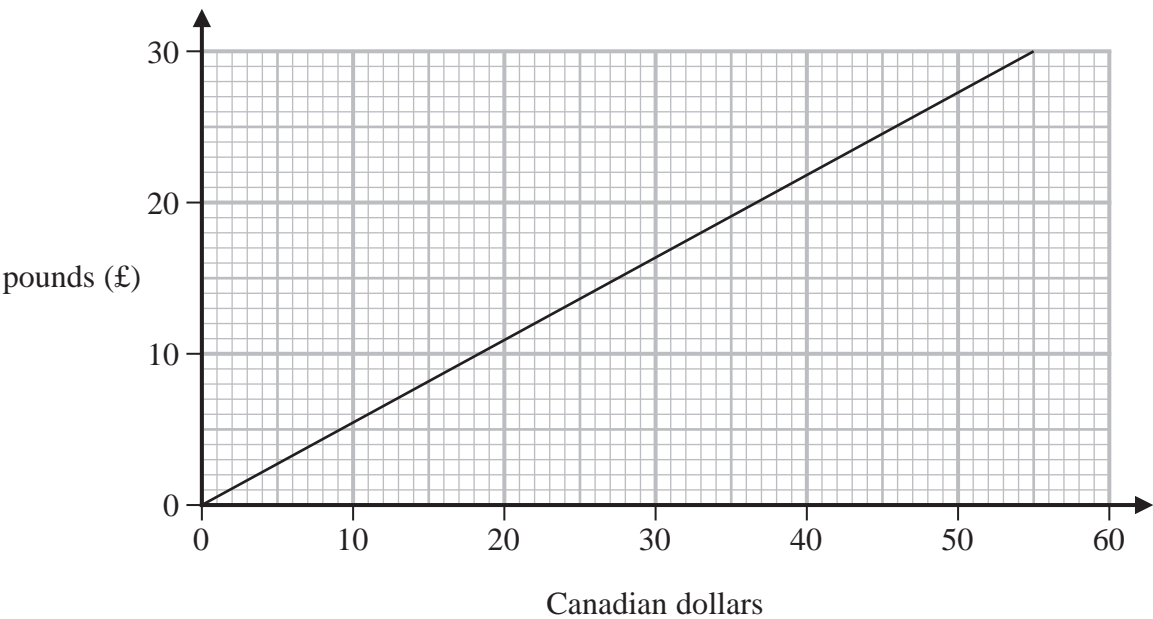
(2)

Joss lives 820 metres above sea level.  
Nicky lives 2850 feet above sea level.

(b) Which is the greater, 820 metres or 2850 feet?  
You must show how you get your answer.

(2)

3 Here is a conversion graph to change between Canadian dollars and pounds (£)



(a) Use the graph to change

(i) 46 Canadian dollars to pounds (£)

£.....

(ii) £10 to Canadian dollars.

..... Canadian dollars  
(2)

Alana is on holiday in London and is going to Paris.  
She is going to book a hotel in Paris.  
She knows that

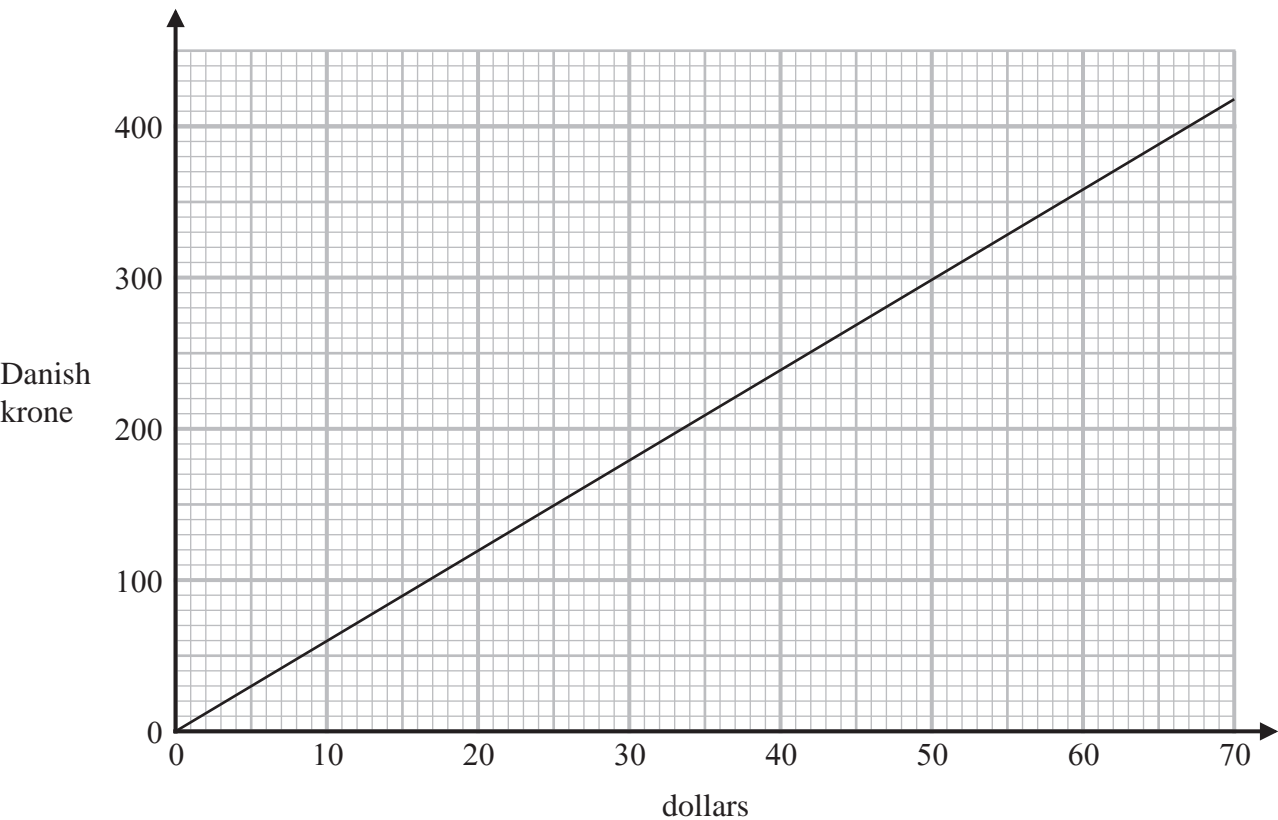
1 pound (£) = 1.2 euros

(b) Change 528 euros to Canadian dollars.

..... Canadian dollars  
(3)

(Total for Question 3 is 5 marks)

4 The graph below can be used to change between dollars and Danish krone.



(a) Change 40 dollars to Danish krone.

..... Danish krone  
(1)

(b) Change 350 Danish krone to dollars.

..... dollars  
(1)

Robert needs 950 Danish krone to pay for a hotel stay.  
He has 170 dollars.

(c) Show that Robert has enough money to pay for his hotel stay.

(2)

(Total for Question 4 is 4 marks)